

# CROWN DOWN

## WEARPROOF SURGICAL KIT

### ROOT IMPLANTS USER MANUAL

#### Indications

The CROWN DOWN WEARPROOF SURGICAL KIT, is An instrument for performing dental implant osteotomy in the mandible or upper maxillary.

#### Contraindications

Any patient who is not suitable for surgery.

#### General Precautions

The use of the CROWN DOWN WEARPROOF SURGICAL KIT, involves an expert complex procedure, it is designated for formally trained professionals in dental medicine.

#### Sterilization

Steam Autoclave at 136° C for 20 minutes.

#### Content

CROWN DOWN WEARPROOF drills: #20, #30, #35, #40, #45, #50, #55, #60

Two stoppers: #1 , #2. (Guide tube ID = 5.5 mm, offset = 9 mm )

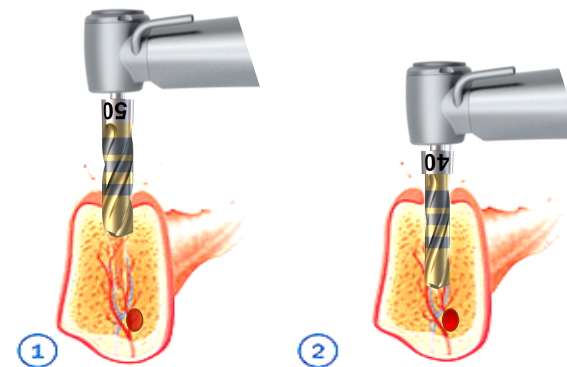
#### Instructions

#### IRRIGATION IS CONTRAINDICATED!

#### Recommended rpm: 200

1. Plan the treatment; Diameter and length of the implant
2. Choose the two corresponding drills from the drilling chart.
3. Using drill #1 drill the cortical bone until the soft bone is sensed, about 3-4 mm.
4. Switch to the drill #2 to complete the drilling to the final depth.

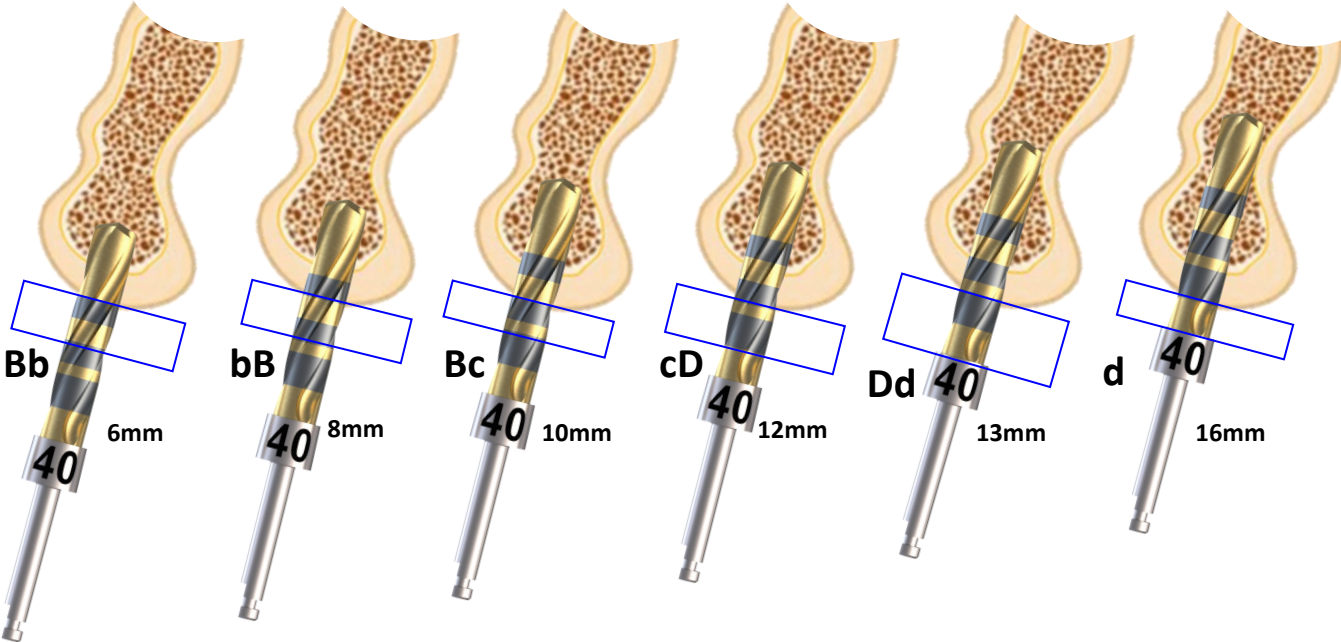

\*During the drilling, you can collect bone for autogenic bone grafting.



CROWN DOWN DRILLING CHART					
IMPLANT DIAMETER IN mm.	3.2	3.75	4.2	4.75	5.2
DRILL #1	#35	#40	#45	#50	#60
DRILL #2	#20	#30	#35	#40	#45

# ERGONOMIC DEPTH MARKING CODE

CROWN▷DOWN  
WEARPROOF SURGICAL KIT



STOMATOTECH  
HEALTH MATTERS