

CROWN DOWN

WEARPROOF SURGICAL KIT

ROOT IMPLANTS USER MANUAL

Indications

The CROWN DOWN WEARPROOF SURGICAL KIT, is An instrument for performing dental implant osteotomy in the mandible or upper maxillary.

Contraindications

Any patient who is not suitable for surgery.

General Precautions

The use of the CROWN DOWN WEARPROOF SURGICAL KIT, involves an expert complex procedure, it is designated for formally trained professionals in dental medicine.

Sterilization

Steam Autoclave at 136° C for 20 minutes.

Content

CROWN DOWN WEARPROOF drills: #20, #30, #35, #40, #45, #50, #55

Two stoppers: #1 , #2. (Guide tube ID = 5.5 mm, offset = 9 mm)

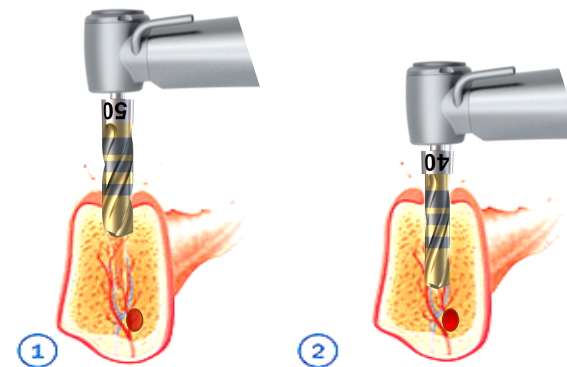
Instructions

IRRIGATION IS CONTRAINDICATED!

Recommended rpm: 200

1. Plan the treatment; Diameter and length of the implant
2. Choose the two corresponding drills from the drilling chart.
3. Using drill #1 drill the cortical bone until the soft bone is sensed, about 3-4 mm.
4. Switch to the drill #2 to complete the drilling to the final depth.

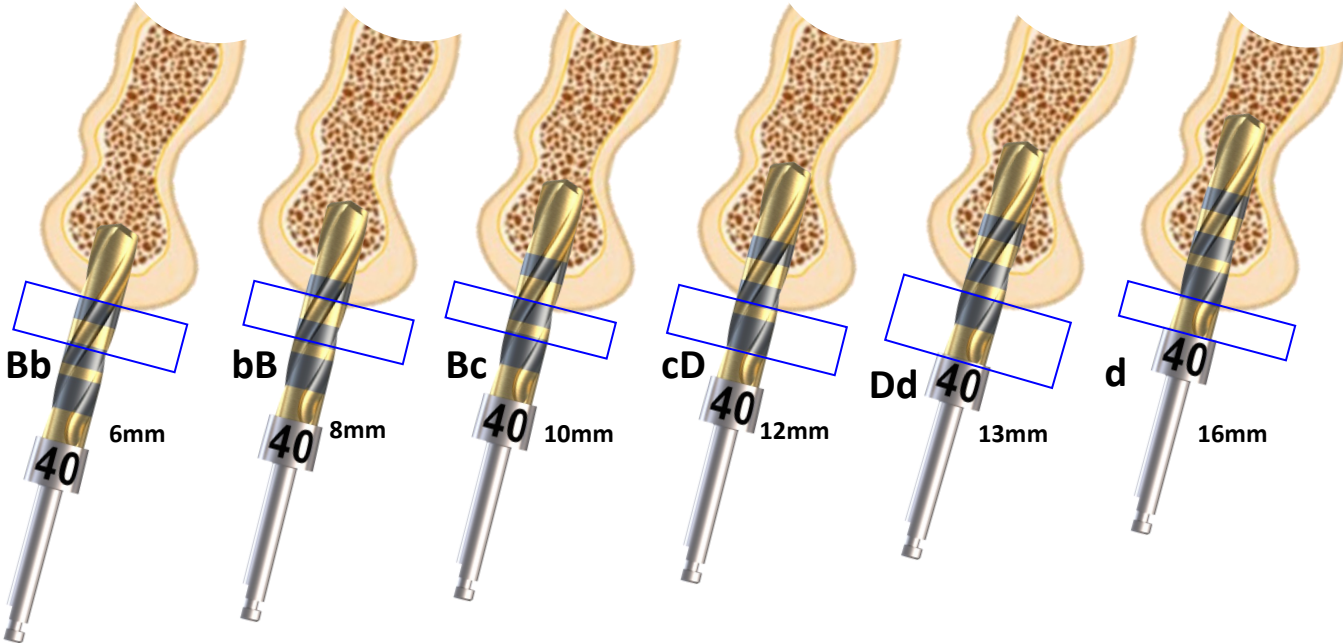

*During the drilling, you can collect bone for autogenic bone grafting.



CROWN DOWN DRILLING CHART						
IMPLANT DIAMETER IN mm.	3.0	3.5	4.0	4.5	5.0	5.5
DRILL #1	#30	#35	#40	#45	#50	#55
DRILL #2		#20	#30	#35	#40	#45

ERGONOMIC DEPTH MARKING CODE

CROWN▷DOWN
WEARPROOF SURGICAL KIT



STOMATOTECH
HEALTH MATTERS