

CROWN▷DOWN

WEARPROOF SURGICAL KIT

USER MANUAL

Indications

The CROWN DOWN WEARPROOF SURGICAL KIT, is An instrument for performing dental implant osteotomy in the mandible and upper maxillary.

General Precautions

The use of the CROWN DOWN WEARPROOF SURGICAL KIT, involves an expert complex procedure, it is designated for formally trained professionals in dental medicine.

Sterilization

Steam Autoclave at 136° C for 20 minutes.

Content

Drills: 60° Drill, #20, #30, #35, #40, #45, #50, #55, #60, Stoppers: #1, #2 (OD = 5.5 mm)

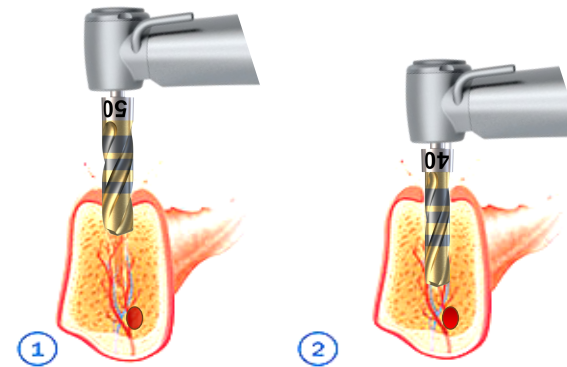
Instructions

Saline irrigation is contraindicated !

Recommended rpm: 200 – 300

1. Determine the diameter and length of the implant according to the clinical case.
2. Select the two corresponding drills from the drilling chart.
3. Use 60° Drill to create the center dent.
4. Switch to Drill #1 for the cortical bone.*
- *Rely on clinical perception stop drilling once resistance decreases significantly.
5. Switch to Drill #2 and complete the osteotomy to the final planned depth.

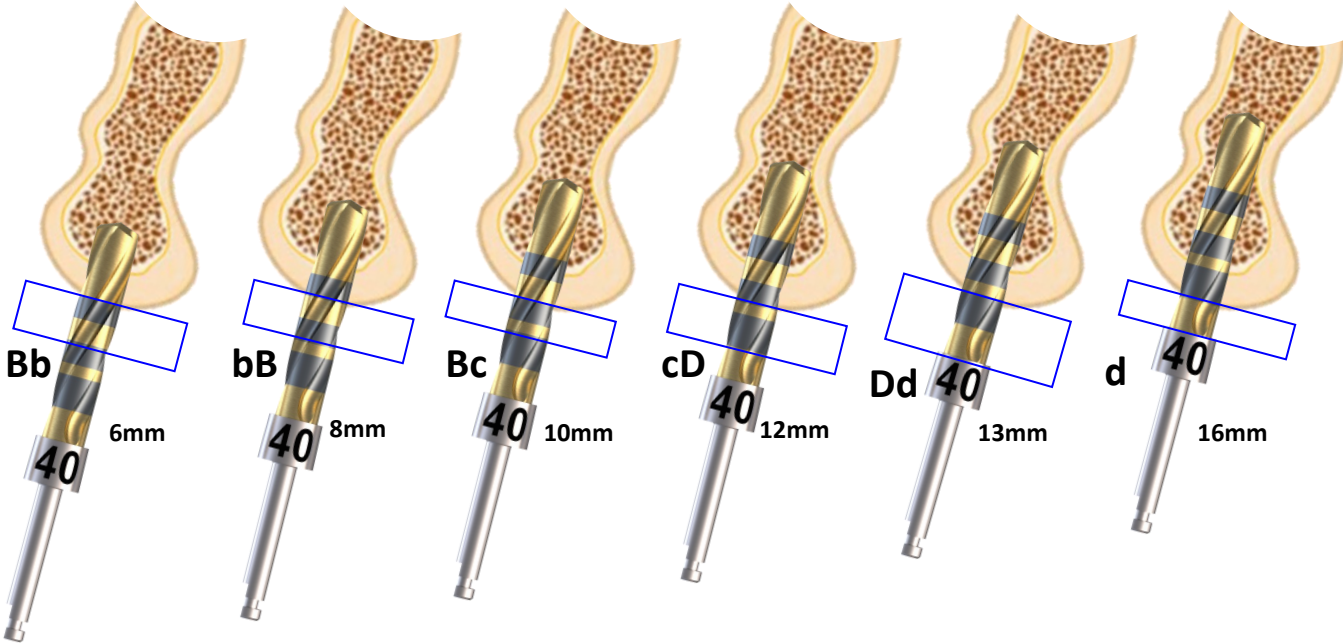

**During drilling, the bone particles can be collected for autogenous bone grafting.



| S.I.N UNITITE, EKIPUT DRILLING CHART | | | | | | |
|--------------------------------------|-------------|-----|------------|-----|-----|----------------|
| IMPLANT DIAMETER IN mm. | SLIM 2.9 | 3.5 | 4.0 3.8 | 4.5 | 5.0 | COMPACT 6.0 |
| DRILL #1 | #30 | #35 | #40 | #45 | #50 | #60 |
| DRILL #2 | #20 | #20 | #30 | #35 | #40 | #50 |

ERGONOMIC DEPTH MARKING CODE

CROWN▷DOWN
WEARPROOF SURGICAL KIT



STOMATOTECH
HEALTH MATTERS