

# CROWN DOWN

## WEARPROOF SURGICAL KIT

### USER MANUAL

#### Indications

The CROWN DOWN WEARPROOF SURGICAL KIT, is An instrument for performing dental implant osteotomy in the mandible or upper maxillary.

#### Contraindications

Any patient who is not suitable for surgery.

#### General Precautions

The use of the CROWN DOWN WEARPROOF SURGICAL KIT, involves an expert complex procedure, it is designated for formally trained professionals in dental medicine.

#### Sterilization

Steam Autoclave at 136° C for 20 minutes.

#### Content

CROWN DOWN WEARPROOF drills: #20, #30, #35, #40, #45, #50, #55, #60

9 mm offset stoppers: #1 x 2 pcs., #2 x 2 pcs. (Sleeve ID = 5.5 mm)

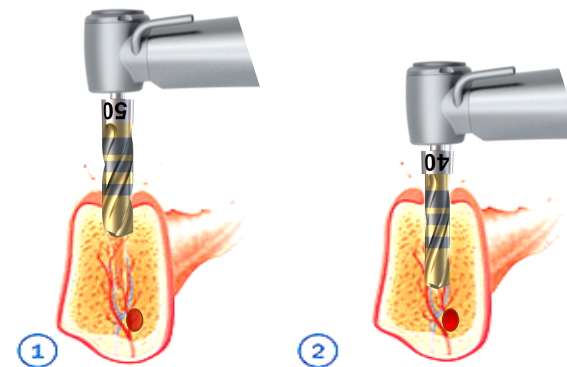
#### Instructions

**CROWN DOWN WEARPROOF drills do not require saline irrigation**

Recommended rpm: 200

1. Plan the treatment; Diameter and length of the implant
2. Choose the two corresponding drills from the table engraved inside the box.
3. Drill the cortical bone about 3-4 mm using drill #1
4. Switch to the drill #2 to complete the drilling to the final depth.

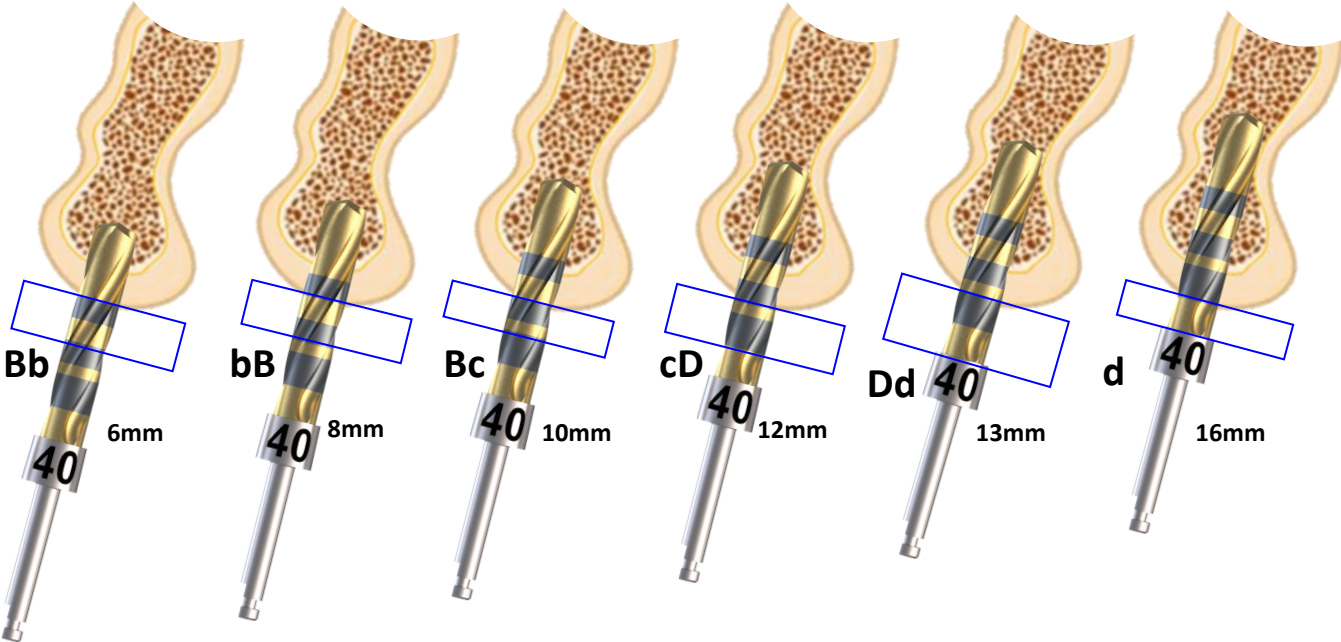

\*During the drilling, you can collect bone for autogenic bone grafting.



STRAUMANN BL DRILLING CHART				
IMPLANT DIAMETER IN mm.	2.9	3.3	4.1	4.8
DRILL #1	#30	#35	#45	#50
DRILL #2		#20	#35	#40

# ERGONOMIC DEPTH MARKING CODE

CROWN▷DOWN  
WEARPROOF SURGICAL KIT



STOMATOTECH  
HEALTH MATTERS